

Serie 6RXSP

Electrobombas sumergibles para pozos de 6" de diámetro, construidas totalmente en acero inoxidable AISI 304 o AISI 316.

Alcanzan óptimos rendimientos hidráulicos. Son de máxima resistencia a la abrasión y corrosión.

Especificaciones Técnicas

- Caudal: hasta 78 m³/h.
- Altura de elevación: hasta 430 m.
- El líquido bombeado debe ser limpio y estar libre de sustancias abrasivas, compatible con los componentes y materiales de la bomba.
- Su diseño de vanguardia y tecnología de avanzada permiten alcanzar óptimos rendimientos hidráulicos y eléctricos.
- El cuerpo hidráulico es totalmente de acero inoxidable AISI 304.
- Por su robustez, tienen una larga vida útil de trabajo duro y continuo.
- Son altamente eficientes gracias a sus estrictos estándares y a sus características constructivas.
- Cuentan con válvula de retención de acero inoxidable.
- Máxima temperatura del líquido: 30°C.
- Máxima presencia de arena: 50 g/m³.
- Boca de salida roscada de Ø 2½", 3" y 4" según el modelo.
- Equipadas con motores de 1,5 a 60 HP, de 4" y 6" en arranque directo o estrella-triángulo.

Materiales

- Con cuerpo hidráulico totalmente de acero inoxidable AISI 304: impulsores, difusores, carcasa exterior, cuerpos de aspiración y descarga, y fleje de protección.
- Eje de acero inoxidable pulido AISI 431.
- Boca de descarga de acero inoxidable con válvula de retención para una fácil instalación y una mayor durabilidad.
- Cojinete axial de NBR que asegura una baja fricción y una alta resistencia.
- Rejilla de succión de acero inoxidable que impide la entrada de arena y otras sustancias.
- Bujes de goma tipo Goodrich y casquillos de acero inoxidable AISI 304.
- Brida de acople Nema.
- Cuellos de impulsor en acero inoxidable/ NBR. Manchón rígido estriado en acero inoxidable AISI 304.



www.bramanaga.com

Diagrama de Dimensiones



- Abastecimiento de agua en hogares y emprendimientos edilicios.
- Sistemas de riego.
- Sistemas anti-incendio.
- Drenaje y desagote en minas.

Tablas de dimensiones

| Modelo de bomba | L (mm) | Ø Salida | E* (mm) | E** (mm) | Peso Bomba (Kg) |
|-----------------|--------|----------|---------|----------|-----------------|
| 6RXSP 80-40 | 2070 | 2 1/2" | 142 | | 48.8 |
| 6RXSP 90-1 | 343 | 2 1/2" | 131 | | 5 |
| 6RXSP 90-2 | 403 | 2 1/2" | 131 | | 6.4 |
| 6RXSP 90-4 | 524 | 2 1/2" | 131 | | 9.3 |
| 6RXSP 90-5 | 585 | 2 1/2" | 131 | | 10.8 |
| 6RXSP 90-6 | 645 | 2 1/2" | 131 | | 12.2 |
| 6RXSP 90-7 | 706 | 2 1/2" | 131 | | 13.7 |
| 6RXSP 90-10 | 887 | 2 1/2" | 131 | | 18 |
| 6RXSP 90-13 | 1069 | 2 1/2" | 142 | 142 | 22.4 |
| 6RXSP 90-17 | 1311 | 2 1/2" | 142 | 142 | 28.2 |
| 6RXSP 90-20 | 1492 | 2 1/2" | 142 | 142 | 32.5 |
| 6RXSP 90-22 | 1613 | 2 1/2" | 142 | 142 | 35.4 |
| 6RXSP 90-24 | 1734 | 2 1/2" | 142 | 142 | 38.3 |
| 6RXSP 90-27 | 1916 | 2 1/2" | 142 | 142 | 42.7 |
| 6RXSP 90-29 | 2037 | 2 1/2" | 142 | 142 | 45.6 |
| 6RXSP 90-31 | 2158 | 2 1/2" | 142 | 142 | 48.5 |
| 6RXSP 90-33 | 2279 | 2 1/2" | 142 | 142 | 51.4 |
| 6RXSP 90-36 | 2460 | 2 1/2" | 142 | 142 | 55.7 |
| 6RXSP 90-38 | 2581 | 2 1/2" | 142 | 142 | 58.6 |
| 6RXSP 90-40 | 2702 | 2 1/2" | 142 | 142 | 61.5 |
| 6RXSP 135-19 | 1979 | 3" | 142 | | 41.5 |
| 6RXSP 135-28 | 2789 | 3" | 142 | | 58.7 |
| 6RXSP 135-36 | 3509 | 3" | 142 | | 73.9 |
| 6RXSP 150-2 | 462 | 3" | 131 | | 8.4 |
| 6RXSP 150-3 | 558 | 3" | 131 | | 10.1 |
| 6RXSP 150-4A | 654 | 3" | 131 | | 11.8 |
| 6RXSP 150-4 | 654 | 3" | 131 | | 11.8 |
| 6RXSP 150-5 | 750 | 3" | 131 | | 13.5 |
| 6RXSP 150-6 | 846 | 3" | 131 | | 15.2 |
| 6RXSP 150-7 | 942 | 3" | 142 | 142 | 16.9 |
| 6RXSP 150-8 | 1038 | 3" | 142 | 142 | 18.6 |
| 6RXSP 150-9 | 1134 | 3" | 142 | 142 | 20.3 |
| 6RXSP 150-10 | 1230 | 3" | 142 | 142 | 22 |
| 6RXSP 150-11 | 1326 | 3" | 142 | 142 | 23.6 |
| 6RXSP 150-12 | 1422 | 3" | 142 | 142 | 25.3 |
| 6RXSP 150-13 | 1518 | 3" | 142 | 142 | 27 |
| 6RXSP 150-16 | 1806 | 3" | 142 | 142 | 32.1 |
| 6RXSP 150-17 | 1902 | 3" | 142 | 142 | 33.8 |
| 6RXSP 150-18 | 1998 | 3" | 142 | 142 | 35.5 |
| 6RXSP 150-19 | 2094 | 3" | 142 | 142 | 37.2 |
| 6RXSP 150-20 | 2190 | 3" | 142 | 142 | 38.9 |
| 6RXSP 150-21 | 2286 | 3" | 142 | 142 | 40.6 |
| 6RXSP 150-22 | 2382 | 3" | 142 | 142 | 42.3 |
| 6RXSP 150-23 | 2478 | 3" | 142 | 142 | 44 |
| 6RXSP 150-24 | 2574 | 3" | 142 | 142 | 45.6 |
| 6RXSP 150-25 | 2670 | 3" | 142 | 142 | 47.3 |
| 6RXSP 150-26 | 2766 | 3" | 142 | 142 | 49 |
| 6RXSP 150-27 | 2862 | 3" | 142 | 142 | 50.7 |
| 6RXSP 150-28 | 2958 | 3" | 142 | 142 | 52.4 |
| 6RXSP 150-29 | 3054 | 3" | 142 | 142 | 54.1 |
| 6RXSP 150-30 | 3150 | 3" | 142 | 142 | 55.8 |
| 6RXSP 150-31 | 3246 | 3" | 142 | 142 | 57.5 |
| 6RXSP 150-32 | 3342 | 3" | 142 | 142 | 59.2 |
| 6RXSP 150-33 | 3438 | 3" | 142 | 142 | 60.9 |
| 6RXSP 150-34 | 3534 | 3" | 142 | 142 | 62.6 |
| 6RXSP 150-35 | 3630 | 3" | 142 | 142 | 64.3 |

| Modelo de bomba | L (mm) | Ø Salida | E* (mm) | E** (mm) | Peso Bomba (Kg) |
|-------------------|--------|----------|---------|----------|-----------------|
| 6RXSP 220-18 | 2979 | 3 1/4" | 1150 | | 43.8 |
| 6RXSP 230-2 | 496 | 3 1/4" | 146 | | 9,2 |
| 6RXSP 230-3C (4") | 609 | 3 1/4" | 146 | | 11,5 |
| 6RXSP 230-3 (6") | 609 | 3 1/4" | 146 | | 11,5 |
| 6RXSP 230-4 | 722 | 3 1/4" | 146 | | 13,8 |
| 6RXSP 230-5 | 835 | 3 1/4" | 149 | 152 | 16 |
| 6RXSP 230-7 | 1061 | 3 1/4" | 149 | 152 | 20,6 |
| 6RXSP 230-8C | 1174 | 3 1/4" | 149 | 152 | 22,9 |
| 6RXSP 230-9 | 1287 | 3 1/4" | 149 | 152 | 25,2 |
| 6RXSP 230-10 | 1400 | 3 1/4" | 149 | 152 | 27,4 |
| 6RXSP 230-11 | 1513 | 3 1/4" | 149 | 152 | 29,8 |
| 6RXSP 230-12 | 1626 | 3 1/4" | 149 | 152 | 32 |
| 6RXSP 230-13 | 1739 | 3 1/4" | 149 | 152 | 34,2 |
| 6RXSP 230-14 | 1852 | 3 1/4" | 149 | 152 | 36,5 |
| 6RXSP 230-15 | 1965 | 3 1/4" | 149 | 152 | 38,8 |
| 6RXSP 230-16 | 2078 | 3 1/4" | 149 | 152 | 41 |
| 6RXSP 230-17 | 2191 | 3 1/4" | 149 | 152 | 43,4 |
| 6RXSP 230-18 | 2304 | 3 1/4" | 149 | 152 | 45,6 |
| 6RXSP 230-19 | 2417 | 3 1/4" | 149 | 152 | 47,9 |
| 6RXSP 230-20 | 2530 | 3 1/4" | 149 | 152 | 50,1 |
| 6RXSP 230-21 | 2643 | 3 1/4" | 149 | 152 | 52,6 |
| 6RXSP 230-22 | 2756 | 3 1/4" | 149 | 152 | 54,8 |
| 6RXSP 230-23 | 2869 | 3 1/4" | 149 | 152 | 57 |
| 6RXSP 230-24 | 2982 | 3 1/4" | 149 | 152 | 59,3 |
| 6RXSP 300-1 | 383 | 3 1/4" | 146 | | 6,9 |
| 6RXSP 300-2A | 496 | 3 1/4" | 146 | | 9,2 |
| 6RXSP 300-2 | 496 | 3 1/4" | 146 | | 9,2 |
| 6RXSP 300-3 | 609 | 3 1/4" | 146 | | 11,5 |
| 6RXSP 300-4 | 722 | 3 1/4" | 149 | 152 | 13,7 |
| 6RXSP 300-5 | 835 | 3 1/4" | 149 | 152 | 16 |
| 6RXSP 300-6 | 948 | 3 1/4" | 149 | 152 | 18,3 |
| 6RXSP 300-8 | 1174 | 3 1/4" | 149 | 152 | 22,9 |
| 6RXSP 300-9 | 1287 | 3 1/4" | 149 | 152 | 25,1 |
| 6RXSP 300-10 | 1400 | 3 1/4" | 149 | 152 | 27,4 |
| 6RXSP 300-11 | 1513 | 3 1/4" | 149 | 152 | 29,7 |
| 6RXSP 300-12 | 1626 | 3 1/4" | 149 | 152 | 32 |
| 6RXSP 300-13 | 1739 | 3 1/4" | 149 | 152 | 34,3 |
| 6RXSP 300-14 | 1852 | 3 1/4" | 149 | 152 | 36,5 |
| 6RXSP 300-15 | 1965 | 3 1/4" | 149 | 152 | 38,8 |
| 6RXSP 300-16 | 2078 | 3 1/4" | 149 | 152 | 41,1 |
| 6RXSP 300-17 | 2191 | 3 1/4" | 149 | 152 | 43,4 |
| 6RXSP 300-18 | 2304 | 3 1/4" | 149 | 152 | 45,7 |
| 6RXSP 300-19 | 2417 | 3 1/4" | 149 | 152 | 48 |
| 6RXSP 300-20 | 2530 | 3 1/4" | 149 | 152 | 50,2 |
| 6RXSP 300-21 | 2643 | 3 1/4" | 149 | 152 | 53 |
| 6RXSP 300-22 | 2756 | 3 1/4" | 149 | 152 | 55 |
| 6RXSP 300-24 | 2982 | 3 1/4" | 149 | 152 | 59 |

E*: Máximo diámetro de bomba con motor de 1 cable.
E**: Máximo diámetro de bomba con motor de 2 cables.

Tabla de performance. Serie 6RXSP 80-90-135-150-220.

| Modelo de bomba | Potencia Motor | | Q = Caudal | | | | | | | | | | | | | | | | | Ø Salida | | | |
|-----------------|----------------|------|-----------------|---------|----------|----------|-----------|-----------|-----------|-----------|-----------|-----------|-----------|-----------|-----------|-----------|-----------|-----------|-----------|----------|-----------|-----|----|
| | Kw | HP | l/min m³/h | 50 3 | 100 6 | 150 9 | 200 12 | 250 15 | 300 18 | 350 21 | 400 24 | 450 27 | 500 30 | 550 33 | 600 36 | 650 39 | 700 42 | 800 48 | 900 54 | | 933 56 | | |
| 6RXSP 80-40 | 18.5 | 25 | | 372 | 362 | 350 | 327 | 290 | 239 | 180 | 108 | | | | | | | | | | | 2½" | |
| 6RXSP 90-1 | 0.55 | 0.75 | | 11.5 | 11 | 10.5 | 9.5 | 8 | 7 | 6 | 4 | | | | | | | | | | | 2½" | |
| 6RXSP 90-2 | 1.1 | 1.5 | | 22 | 21.5 | 20 | 19 | 17.5 | 14 | 12 | 7 | | | | | | | | | | | 2½" | |
| 6RXSP 90-4 | 2.2 | 3 | | 42.5 | 42 | 40 | 38 | 33 | 28.5 | 23 | 16 | | | | | | | | | | | 2½" | |
| 6RXSP 90-5 | 3 | 4 | | 53 | 52 | 50.5 | 47.5 | 42.5 | 37 | 28.5 | 18 | | | | | | | | | | | 2½" | |
| 6RXSP 90-6 | 3.7 | 5 | | 64 | 63 | 60 | 56 | 50 | 43 | 34 | 23 | | | | | | | | | | | 2½" | |
| 6RXSP 90-7 | 4 | 5.5 | | 75 | 74 | 71 | 66 | 59 | 50.5 | 40 | 28 | | | | | | | | | | | 2½" | |
| 6RXSP 90-10 | 5.5 | 7.5 | | 108 | 107 | 102 | 95 | 86 | 74 | 58 | 43 | | | | | | | | | | | 2½" | |
| 6RXSP 90-13 | 7.5 | 10 | | 141 | 139 | 133 | 124 | 112 | 95 | 75 | 51 | | | | | | | | | | | 2½" | |
| 6RXSP 90-17 | 9 | 12.5 | | 184 | 182 | 175 | 163 | 147 | 126 | 100 | 69 | | | | | | | | | | | 2½" | |
| 6RXSP 90-20 | 11 | 15 | | 216 | 213 | 206 | 192 | 173 | 147 | 116 | 81 | | | | | | | | | | | 2½" | |
| 6RXSP 90-22 | 13 | 17.5 | | 239 | 237 | 228 | 212 | 190 | 163 | 129 | 91 | | | | | | | | | | | 2½" | |
| 6RXSP 90-24 | 13 | 17.5 | | 260 | 257 | 247 | 230 | 208 | 178 | 140 | 99 | | | | | | | | | | | 2½" | |
| 6RXSP 90-27 | 15 | 20 | | 291 | 288 | 277 | 259 | 234 | 200 | 158 | 111 | | | | | | | | | | | 2½" | |
| 6RXSP 90-29 | 18.5 | 25 | | 314 | 311 | 300 | 279 | 250 | 215 | 170 | 120 | | | | | | | | | | | 2½" | |
| 6RXSP 90-31 | 18.5 | 25 | | 335 | 330 | 318 | 298 | 269 | 230 | 181 | 127 | | | | | | | | | | | 2½" | |
| 6RXSP 90-33 | 18.5 | 25 | | 355 | 350 | 337 | 315 | 285 | 243 | 191 | 135 | | | | | | | | | | | 2½" | |
| 6RXSP 90-36 | 22 | 30 | | 390 | 385 | 371 | 348 | 313 | 268 | 210 | 146 | | | | | | | | | | | 2½" | |
| 6RXSP 90-38 | 22 | 30 | | 410 | 405 | 390 | 365 | 330 | 281 | 222 | 155 | | | | | | | | | | | 2½" | |
| 6RXSP 90-40 | 22 | 30 | | 433 | 428 | 412 | 384 | 346 | 296 | 235 | 165 | | | | | | | | | | | 2½" | |
| 6RXSP 135-28 | 22 | 30 | | 302 | 297 | 292 | 280 | 268 | 257 | 241 | 224 | 202 | 178 | 150 | 121 | | | | | | | 2½" | |
| 6RXSP 135-36 | 30 | 40 | | 389 | 382 | 375 | 360 | 345 | 330 | 310 | 287 | 260 | 229 | 196 | 159 | | | | | | | 2½" | |
| 6RXSP 150-2 | 2.2 | 3 | H = Altura en m | | 23 | 22 | 21 | 20 | 19 | 18 | 17 | 16 | 15 | 13 | 11 | 9 | 6 | | | | | 3" | |
| 6RXSP 150-3 | 3 | 4 | | | 33 | 32 | 31 | 30 | 29 | 28 | 26 | 24 | 22 | 20 | 17 | 14 | 11 | | | | | | 3" |
| 6RXSP 150-4A | 3.7 | 5 | | | 43 | 42 | 41 | 40 | 38 | 36 | 34 | 31 | 28 | 26 | 23 | 19 | 15 | | | | | | 3" |
| 6RXSP 150-4 | 3.7 | 5 | | | 47 | 46 | 45 | 44 | 42 | 40 | 37 | 34 | 31 | 29 | 25 | 21 | 16,5 | | | | | | 3" |
| 6RXSP 150-5 | 5.5 | 7.5 | | | 55 | 53 | 52 | 50 | 48 | 45 | 42 | 39 | 36 | 32 | 29 | 25 | 20 | | | | | | 3" |
| 6RXSP 150-6 | 5.5 | 7.5 | | | 67 | 64 | 62 | 60 | 58 | 56 | 52 | 49 | 45 | 40 | 36 | 30 | 25 | | | | | | 3" |
| 6RXSP 150-7 | 7.5 | 10 | | | 77 | 75 | 73 | 70 | 68 | 64 | 60 | 57 | 52 | 48 | 41 | 35 | 28 | | | | | | 3" |
| 6RXSP 150-8 | 7.5 | 10 | | | 88 | 87 | 84 | 81 | 78 | 73 | 68 | 64 | 58 | 53 | 46 | 38 | 31 | | | | | | 3" |
| 6RXSP 150-9 | 11 | 15 | | | 100 | 98 | 96 | 92 | 88 | 82 | 77 | 72 | 66 | 59 | 52 | 45 | 37 | | | | | | 3" |
| 6RXSP 150-10 | 11 | 15 | | | 111 | 109 | 106 | 102 | 98 | 93 | 88 | 82 | 76 | 68 | 60 | 51 | 42 | | | | | | 3" |
| 6RXSP 150-11 | 11 | 15 | | | 122 | 120 | 117 | 112 | 108 | 102 | 97 | 90 | 83 | 76 | 67 | 57 | 47 | | | | | | 3" |
| 6RXSP 150-12 | 11 | 15 | | | 133 | 130 | 127 | 122 | 117 | 112 | 105 | 98 | 90 | 81 | 72 | 61 | 50 | | | | | | 3" |
| 6RXSP 150-13 | 11 | 15 | | | 143 | 140 | 137 | 132 | 127 | 120 | 113 | 105 | 97 | 87 | 77 | 66 | 55 | | | | | | 3" |
| 6RXSP 150-16 | 15 | 20 | | | 178 | 176 | 172 | 167 | 159 | 151 | 142 | 132 | 121 | 108 | 96 | 82 | 68 | | | | | | 3" |
| 6RXSP 150-17 | 15 | 20 | | | 188 | 185 | 180 | 173 | 167 | 158 | 148 | 138 | 127 | 116 | 103 | 88 | 71 | | | | | | 3" |
| 6RXSP 150-18 | 18.5 | 25 | | | 198 | 195 | 190 | 183 | 175 | 166 | 155 | 144 | 133 | 120 | 107 | 91 | 74 | | | | | | 3" |
| 6RXSP 150-19 | 18.5 | 25 | | | 208 | 205 | 199 | 192 | 182 | 172 | 161 | 150 | 137 | 125 | 110 | 94 | 77 | | | | | | 3" |
| 6RXSP 150-20 | 18.5 | 25 | | | 219 | 215 | 209 | 201 | 192 | 182 | 170 | 158 | 144 | 130 | 114 | 97 | 78 | | | | | | 3" |
| 6RXSP 150-21 | 18.5 | 25 | | | 230 | 226 | 220 | 212 | 201 | 190 | 177 | 164 | 149 | 134 | 117 | 100 | 80 | | | | | | 3" |
| 6RXSP 150-22 | 22 | 30 | | | 241 | 237 | 230 | 221 | 212 | 200 | 188 | 173 | 158 | 142 | 124 | 105 | 85 | | | | | | 3" |
| 6RXSP 150-23 | 22 | 30 | | 252 | 247 | 240 | 231 | 222 | 210 | 196 | 182 | 166 | 148 | 130 | 110 | 90 | | | | | | 3" | |
| 6RXSP 150-24 | 22 | 30 | | 258 | 254 | 248 | 240 | 230 | 219 | 207 | 191 | 175 | 156 | 137 | 117 | 93 | | | | | | 3" | |
| 6RXSP 150-25 | 22 | 30 | | 276 | 271 | 264 | 256 | 245 | 232 | 218 | 202 | 186 | 167 | 146 | 122 | 97 | | | | | | 3" | |
| 6RXSP 150-26 | 22 | 30 | | 287 | 282 | 275 | 266 | 255 | 242 | 227 | 212 | 194 | 173 | 152 | 127 | 100 | | | | | | 3" | |
| 6RXSP 150-27 | 25.5 | 35 | | 298 | 293 | 286 | 277 | 265 | 252 | 238 | 221 | 202 | 181 | 158 | 132 | 105 | | | | | | 3" | |
| 6RXSP 150-28 | 25.5 | 35 | | 308 | 303 | 296 | 288 | 276 | 263 | 247 | 230 | 212 | 190 | 164 | 137 | 110 | | | | | | 3" | |
| 6RXSP 150-29 | 25.5 | 35 | | 319 | 314 | 307 | 298 | 287 | 273 | 257 | 240 | 220 | 196 | 170 | 143 | 113 | | | | | | 3" | |
| 6RXSP 150-30 | 25.5 | 35 | | 330 | 325 | 318 | 308 | 297 | 282 | 265 | 247 | 227 | 203 | 176 | 148 | 120 | | | | | | 3" | |
| 6RXSP 150-31 | 25.5 | 35 | | 342 | 336 | 327 | 317 | 304 | 289 | 273 | 254 | 233 | 210 | 184 | 155 | 125 | | | | | | 3" | |
| 6RXSP 150-32 | 30 | 40 | | 353 | 347 | 338 | 327 | 313 | 298 | 281 | 261 | 240 | 217 | 190 | 160 | 130 | | | | | | 3" | |
| 6RXSP 150-33 | 30 | 40 | | 363 | 358 | 349 | 337 | 323 | 307 | 290 | 270 | 248 | 222 | 196 | 166 | 135 | | | | | | 3" | |
| 6RXSP 150-34 | 30 | 40 | | 375 | 369 | 360 | 348 | 335 | 319 | 301 | 280 | 258 | 232 | 203 | 173 | 142 | | | | | | 3" | |
| 6RXSP 150-35 | 30 | 40 | | 382 | 377 | 368 | 358 | 346 | 329 | 311 | 290 | 267 | 240 | 211 | 180 | 148 | | | | | | 3" | |
| 6RXSP 220-18 | 22 | 30 | | | 201 | 199 | 197 | 190 | 183 | 175 | 167 | 159.5 | 152 | 143.5 | 135 | 127 | 118 | 100 | 75 | 67 | | 3" | |

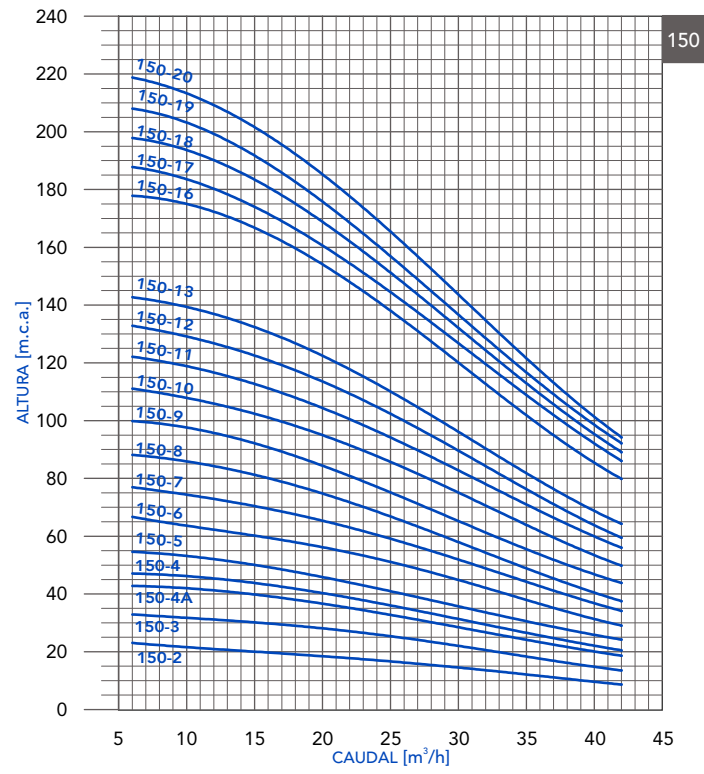
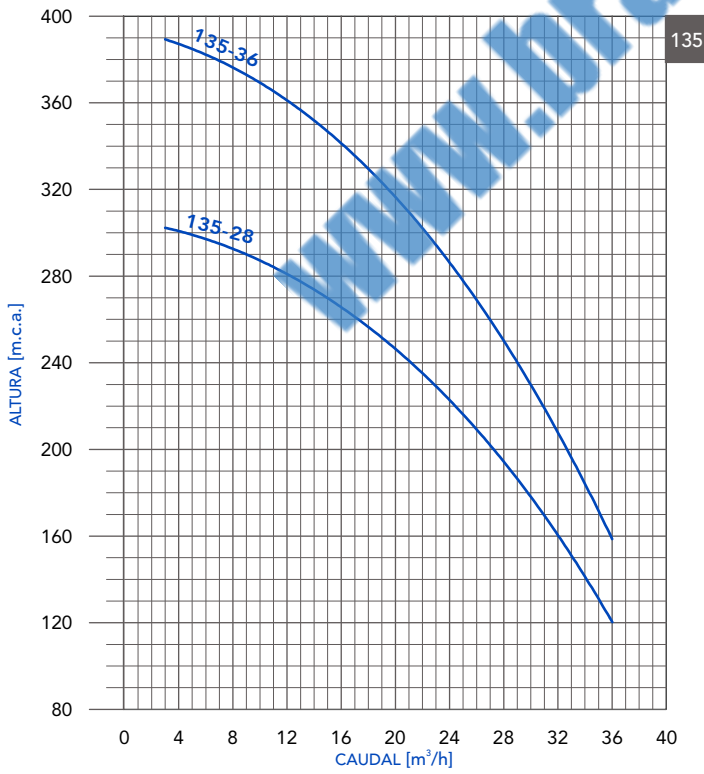
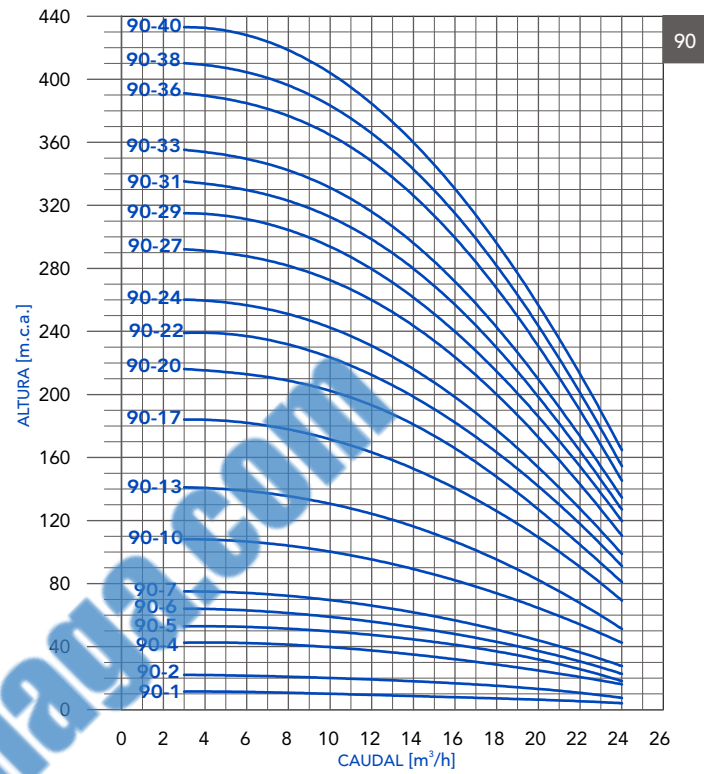
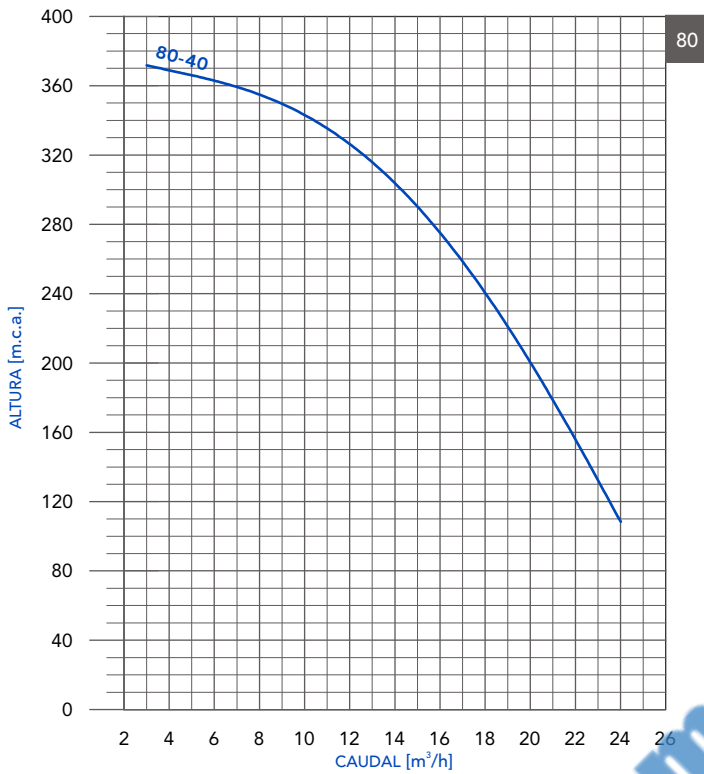
NOTA. Los modelos 90-10, 150-5, 150-6, 150-7 y 150-8 pueden utilizarse con motores de 4" y de 6".

Tabla de performance. Serie 6RXSP 230-300.

| Modelo de bomba | Potencia Motor | | l/min m ³ /h | Q = Caudal | | | | | | | | | | | | | | Ø Salida | |
|-------------------|----------------|-----|----------------------------|------------|------|------|-------|------|-----|-----|-----|-----|-----|-------|------|------|------|----------|------|
| | Kw | HP | | 200 | 250 | 300 | 350 | 400 | 450 | 500 | 600 | 700 | 800 | 900 | 1000 | 1100 | 1200 | | 1300 |
| | | | | 12 | 15 | 18 | 21 | 24 | 27 | 30 | 36 | 42 | 48 | 54 | 60 | 66 | 72 | | 78 |
| 6RXSP 230-2 | 3 | 4 | 24 | 23.5 | 23 | 22.5 | 22 | 21 | 20 | 18 | 17 | 15 | 12 | 9 | | | | 3" | |
| 6RXSP 230-3C (4") | 4 | 5.5 | 35 | 34 | 32 | 31 | 29 | 28 | 27 | 24 | 22 | 19 | 14 | 10 | | | | 3" | |
| 6RXSP 230-3 (6") | 5.5 | 7.5 | 40 | 39 | 38 | 37 | 35 | 34 | 33 | 29 | 27 | 23 | 18 | 14 | | | | 3" | |
| 6RXSP 230-4 | 7.5 | 10 | 52 | 51 | 49 | 48 | 46 | 44 | 42 | 38 | 35 | 31 | 26 | 19 | | | | 3" | |
| 6RXSP 230-5 | 7.5 | 10 | 65 | 63 | 61 | 59 | 57 | 55 | 53 | 48 | 44 | 39 | 32 | 24 | | | | 3" | |
| 6RXSP 230-7 | 11 | 15 | 94 | 92 | 88 | 85 | 82 | 79 | 76 | 70 | 64 | 57 | 47 | 37 | | | | 3" | |
| 6RXSP 230-8C | 11 | 15 | 100 | 98 | 95 | 92 | 88 | 85 | 82 | 76 | 69 | 61 | 51 | 39 | | | | 3" | |
| 6RXSP 230-9 | 15 | 20 | 120 | 117 | 114 | 109 | 105 | 100 | 96 | 87 | 80 | 72 | 61 | 48 | | | | 3" | |
| 6RXSP 230-10 | 15 | 20 | 133 | 130 | 127 | 122 | 117 | 112 | 107 | 98 | 90 | 80 | 67 | 53 | | | | 3" | |
| 6RXSP 230-11 | 18.5 | 25 | 146 | 143 | 138 | 134 | 128 | 124 | 118 | 109 | 99 | 88 | 74 | 58 | | | | 3" | |
| 6RXSP 230-12 | 18.5 | 25 | 158 | 155 | 150 | 145 | 140 | 135 | 130 | 120 | 110 | 98 | 83 | 64 | | | | 3" | |
| 6RXSP 230-13 | 22 | 30 | 174 | 169 | 165 | 158 | 152 | 147 | 141 | 130 | 119 | 107 | 89 | 69 | | | | 3" | |
| 6RXSP 230-14 | 22 | 30 | 187 | 182 | 178 | 170 | 164 | 158 | 151 | 140 | 129 | 116 | 98 | 76 | | | | 3" | |
| 6RXSP 230-15 | 22 | 30 | 200 | 195 | 189 | 183 | 177 | 169 | 163 | 150 | 138 | 124 | 103 | 81 | | | | 3" | |
| 6RXSP 230-16 | 25.5 | 35 | 213 | 208 | 203 | 196 | 188 | 181 | 174 | 160 | 147 | 132 | 112 | 87 | | | | 3" | |
| 6RXSP 230-17 | 25.5 | 35 | 227 | 222 | 215 | 208 | 200 | 193 | 186 | 172 | 158 | 143 | 121 | 96 | | | | 3" | |
| 6RXSP 230-18 | 30 | 40 | 241 | 237 | 228 | 221 | 212 | 204 | 197 | 182 | 168 | 151 | 129 | 102 | | | | 3" | |
| 6RXSP 230-19 | 30 | 40 | 254 | 248 | 241 | 233 | 224 | 216 | 208 | 193 | 178 | 160 | 136 | 107 | | | | 3" | |
| 6RXSP 230-20 | 37 | 50 | 267 | 261 | 254 | 246 | 236 | 227 | 218 | 203 | 187 | 168 | 143 | 112 | | | | 3" | |
| 6RXSP 230-21 | 37 | 50 | 281 | 275 | 267 | 258 | 248 | 238 | 230 | 212 | 195 | 175 | 149 | 118 | | | | 3" | |
| 6RXSP 230-22 | 37 | 50 | 294 | 288 | 280 | 270 | 260 | 251 | 241 | 222 | 203 | 183 | 155 | 123 | | | | 3" | |
| 6RXSP 230-23 | 37 | 50 | 307 | 301 | 293 | 283 | 272 | 262 | 252 | 232 | 213 | 191 | 163 | 130 | | | | 3" | |
| 6RXSP 230-24 | 37 | 50 | 325 | 317 | 309 | 298 | 287 | 276 | 265 | 244 | 223 | 199 | 171 | 140 | | | | 3" | |
| 6RXSP 300-1 | 2.2 | 3 | | | 13 | 12.5 | 12 | 11.5 | 11 | 10 | 8 | 7 | 6 | 5 | 4 | 2 | 1 | 4" | |
| 6RXSP 300-2A | 3.7 | 5 | | | 24.5 | 23.5 | 23 | 22 | 21 | 19 | 17 | 15 | 13 | 12 | 10 | 7.5 | 5 | 4" | |
| 6RXSP 300-2 | 3.7 | 5 | | | 26 | 25 | 24 | 23 | 22 | 20 | 18 | 16 | 14 | 13 | 11 | 8 | 5 | 4" | |
| 6RXSP 300-3 | 5.5 | 7.5 | | | 40 | 39 | 38 | 37 | 36 | 32 | 28 | 26 | 24 | 21 | 18 | 14 | 10 | 4" | |
| 6RXSP 300-4 | 7.5 | 10 | | | 53 | 52 | 51 | 48 | 47 | 43 | 38 | 35 | 32 | 28 | 25 | 20 | 14 | 4" | |
| 6RXSP 300-5 | 11 | 15 | | | 67 | 66 | 64 | 62 | 60 | 55 | 50 | 46 | 42 | 38 | 33 | 27 | 19 | 4" | |
| 6RXSP 300-6 | 11 | 15 | | | 79 | 78 | 76 | 73 | 70 | 64 | 58 | 53 | 46 | 44 | 38 | 32 | 23 | 4" | |
| 6RXSP 300-8 | 15 | 20 | | | 106 | 104 | 101 | 97 | 94 | 87 | 80 | 73 | 67 | 60 | 53 | 44 | 33 | 4" | |
| 6RXSP 300-9 | 18.5 | 25 | | | 122 | 118 | 116 | 112 | 108 | 99 | 91 | 83 | 76 | 69 | 61 | 51 | 38 | 4" | |
| 6RXSP 300-10 | 18.5 | 25 | | | 135 | 132 | 128 | 125 | 120 | 111 | 102 | 95 | 87 | 78 | 68 | 57 | 45 | 4" | |
| 6RXSP 300-11 | 22 | 30 | | | 148 | 146 | 142 | 137 | 132 | 122 | 112 | 103 | 95 | 86 | 76 | 64 | 49 | 4" | |
| 6RXSP 300-12 | 22 | 30 | | | 162 | 157 | 153 | 148 | 143 | 133 | 122 | 112 | 103 | 94 | 83 | 68 | 53 | 4" | |
| 6RXSP 300-13 | 25.5 | 35 | | | 173 | 169 | 165 | 160 | 155 | 143 | 132 | 121 | 110 | 100 | 87 | 73 | 57 | 4" | |
| 6RXSP 300-14 | 25.5 | 35 | | | 188 | 184 | 180 | 175 | 168 | 156 | 142 | 130 | 120 | 109 | 96 | 80 | 63 | 4" | |
| 6RXSP 300-15 | 25.5 | 35 | | | 203 | 197 | 193 | 187 | 180 | 166 | 152 | 138 | 127 | 116 | 103 | 86 | 67 | 4" | |
| 6RXSP 300-16 | 30 | 40 | | | 216 | 211 | 206 | 200 | 193 | 178 | 162 | 148 | 135 | 123 | 108 | 92 | 72 | 4" | |
| 6RXSP 300-17 | 37 | 50 | | | 230 | 226 | 230 | 214 | 207 | 192 | 175 | 158 | 145 | 132 | 116 | 97 | 78 | 4" | |
| 6RXSP 300-18 | 37 | 50 | | | 243 | 238 | 233 | 226 | 218 | 202 | 185 | 170 | 155 | 141 | 126 | 107 | 83 | 4" | |
| 6RXSP 300-19 | 37 | 50 | | | 256 | 251 | 245 | 237 | 229 | 211 | 193 | 177 | 162 | 147 | 130 | 110 | 87 | 4" | |
| 6RXSP 300-20 | 37 | 50 | | | 267 | 263 | 256 | 248 | 239 | 220 | 201 | 184 | 168 | 153 | 136 | 115 | 90 | 4" | |
| 6RXSP 300-21 | 45 | 60 | | | 288 | 284 | 276.5 | 268 | 258 | 238 | 217 | 199 | 181 | 165 | 147 | 124 | 97 | 4" | |
| 6RXSP 300-22 | 45 | 60 | | | 311 | 307 | 299 | 289 | 279 | 257 | 234 | 215 | 196 | 178.5 | 159 | 134 | 105 | 4" | |
| 6RXSP 300-24 | 45 | 60 | | | 333 | 329 | 321 | 312 | 301 | 279 | 254 | 237 | 220 | 200 | 178 | 152 | 122 | 4" | |

NOTA. Los modelos 230-4, 230-5, 300-3 y 300-4 pueden utilizarse con motores de 4" y de 6".

Curvas de performance. Serie 6RXSP 80-90-135-150.



Curvas de performance. Serie 6RXSP 150-220-230-300.

